










Statistics

	1911	1961	2011
 Population of women in Canada	3,385,000 (46.9% of the population)	9,019,000 (49.4% of the population)	17,062,460 (50.9% of the population)
 Average family size (including parents)	4.8 people	3.9 people	3.5 people
 Average life expectancy for women	69.2 years*	76.65 years	81.45 years
 Average age of marriage for women	25.5 years*	24.7 years	28 years
 Number of women self-declared having been born outside Canada	614,000 (38.7% of people born outside of Canada)	972,000 (49.9% of people born outside of Canada)	3,500,000 (51.7% of people born outside of Canada)
 Women participating in the formal, paid workforce	366,629 (13.5% of paid workforce)	2,961,210 (34.3% of paid workforce)	7,960,725 (48% of paid workforce)
 Percentage of university students who are women	16.3% of student population	26.5% of student population	59% of student population
 Number of women elected to the House of Commons	0	5	76
 Number of women elected to the Ontario Legislature	0	0	30

Source: Statistics Canada (* where 1911 statistics were unavailable, 1921 statistics were used)